

OEM Series: Cable-Extension Position Transducer

Precision Potentiometric Output
Ranges: 0-250 to 0-2400 mm
Compact Size • OEM Applications

Z250

Specification Summary:

GENERAL	
Full Stroke Ranges	0-250 to 0-2400 mm
Spool Circumference250 mm
Output Signal	voltage divider (potentiometer)
Accuracy	± 0.25 to $\pm 0.15\%$ of F.S.*
Repeatability	$\pm 0.15\%$ to $\pm 0.075\%$ of F.S.*
Resolution	essentially infinite
Measuring Cable	0.034-in dia. nylon-coated stainless steel
Sensor	plastic-hybrid precision potentiometer
Frame Material	zinc-plated steel
Cover Material	plastic
Weight, max.1 lb.
<i>*specifications will vary with configuration, please consult factory</i>	



ELECTRICAL

Input Resistance500 or 10K ohms ($\pm 10\%$)
Power Rating, Watts	2.0 at 25°C derating to 0 at 105°C

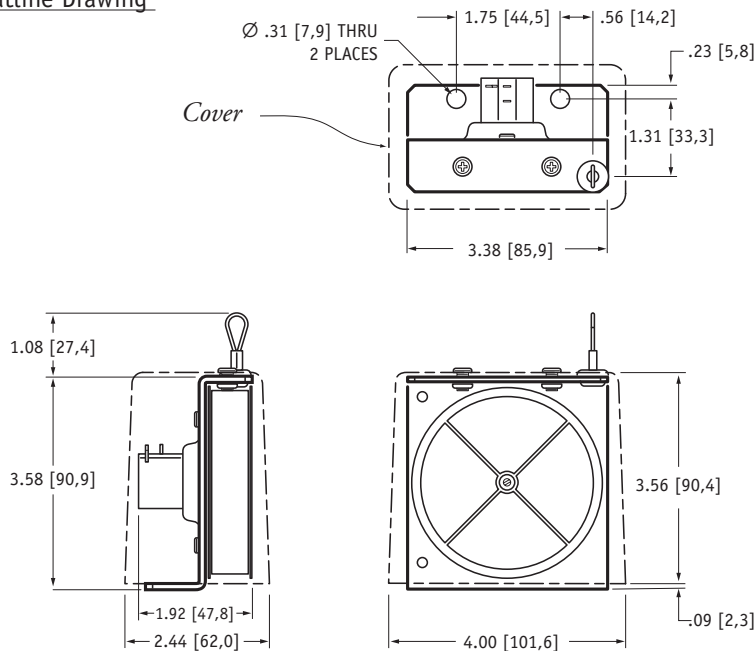
ENVIRONMENTAL

Operating Temperature	-25°C to +105°C
Temperature Coefficient of Potentiometer	+100ppm/°C, -150ppm/°C

The Z250 Cable-Extension Transducer is a compact, flexible and highly accurate linear position measurement device that can be engineered to OEM specifications.

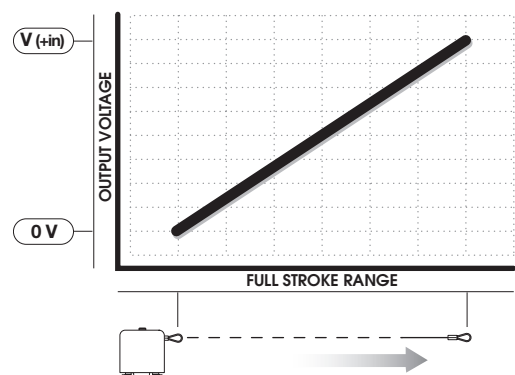
The standard Z250, can be simply modified to meet specific requirements. Circuits can be added for regulated output. Designs are available with and without covers and can be engineered for drop-in replacement of current assemblies. They allow for custom mounting, custom electrical connections and customer-specified life testing. Quantities are available as small as 100 units.

Outline Drawing



NOTE: All dimensions are in INCHES [MM]

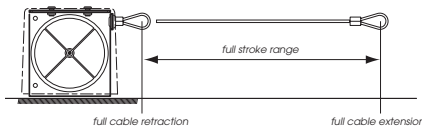
Output Signal



Order Form • Application Worksheet

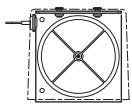
Application *please provide a brief description of application. include exact stroke range, velocity of stroke and estimated number of cycles per year.*

Full Stroke Range *select available range or specify complete requirements*

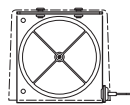


full stroke range (mm):	220	1200	2400
spool circumference (mm):	250	250	250
potentiometer turns:	1	5	10

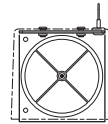
Measuring Cable Exit



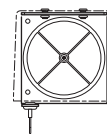
front



rear



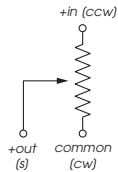
up



down

Potentiometer

select value or specify complete requirements including value, voltage and linearity and estimated number of cycles per year



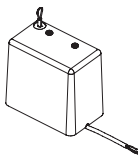
500 Ω

10K Ω

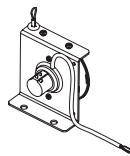
other:

Enclosure

choose with or without cover or specify custom enclosure requirements



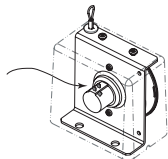
cover



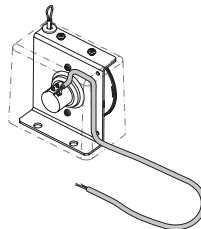
no cover

custom enclosure:

Electrical Connection



solder connection



instrumentation cable

length:

connector

manufacturer:

manufacturer's part no.: